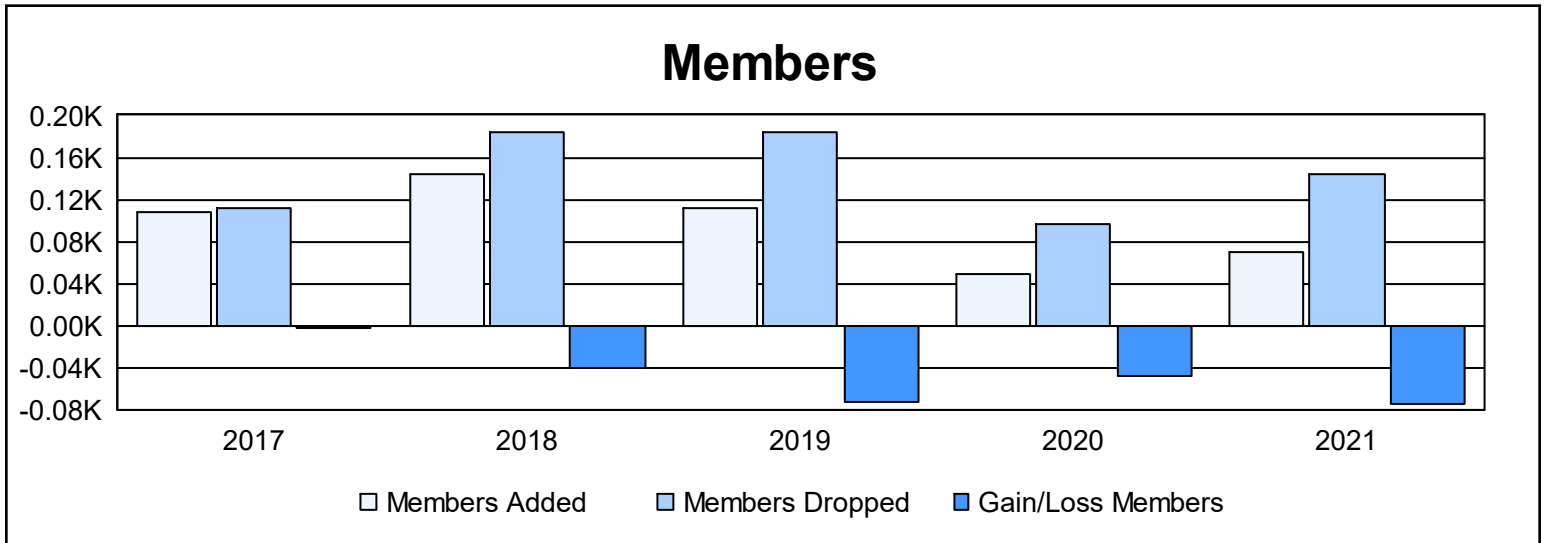
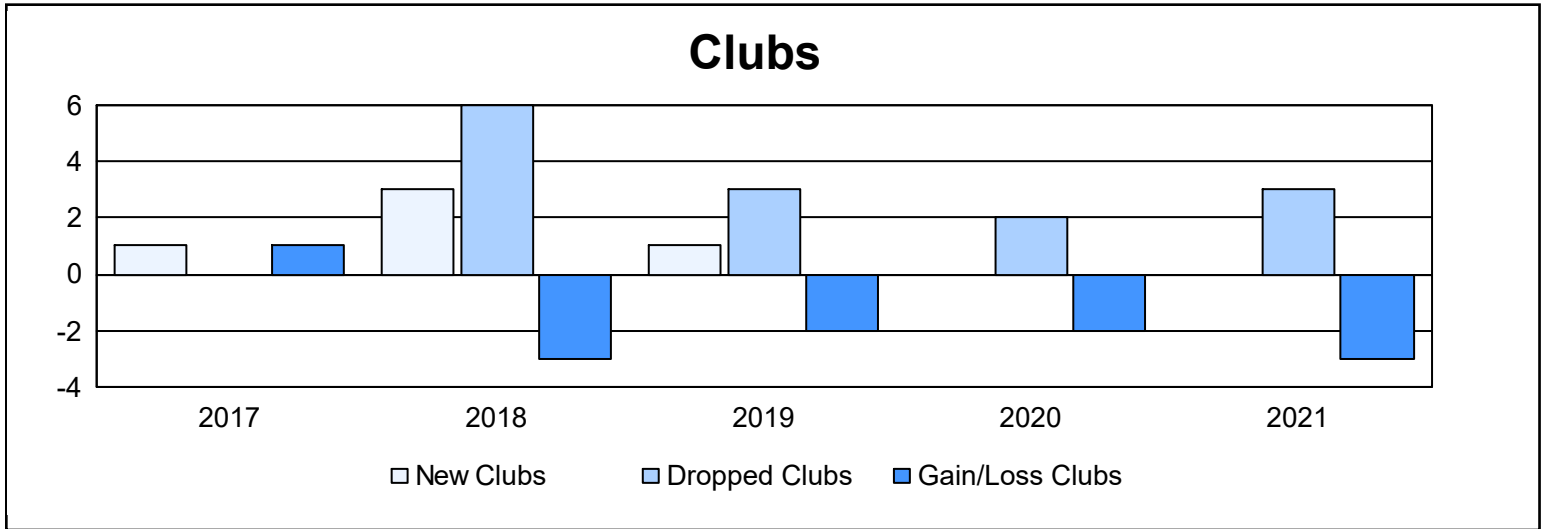
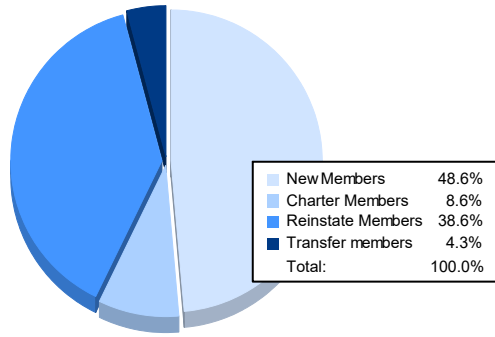


| Year | New Clubs | Dropped Clubs | Gain/ Loss Clubs | New Members | Charter Members | Reinstate Members | Transfer Members | Total Member Added | Total Members Dropped | Gain/ Loss Members |
|----------------|-----------|---------------|------------------|-------------|-----------------|-------------------|------------------|--------------------|-----------------------|--------------------|
| 2016-2017 | 1 | 0 | 1 | 74 | 26 | 5 | 3 | 108 | 111 | -3 |
| 2017-2018 | 3 | 6 | -3 | 50 | 77 | 15 | 1 | 143 | 184 | -41 |
| 2018-2019 | 1 | 3 | -2 | 68 | 25 | 11 | 7 | 111 | 183 | -72 |
| 2019-2020 | 0 | 2 | -2 | 36 | 6 | 1 | 5 | 48 | 96 | -48 |
| 2020-2021 | 0 | 3 | -3 | 34 | 6 | 27 | 3 | 70 | 144 | -74 |
| Average | 1 | 3 | -2 | 52 | 28 | 12 | 4 | 96 | 144 | -48 |



Membership Composition June 2021 Cumulative



Gender Composition June 2021 Cumulative

